


4592 m.

# GRANDE PRÉMIO TISSOT DE PORTUGAL

## Practice Nr. 1

### Classification

3

		Rider	Nation	Team	Motorcycle	Time	Lap Total	Gap	Top Speed
1	10	<b>Diogo MOREIRA</b>	BRA	MT Helmets - MSI	KTM	<b>1'48.006</b>	13 14		<b>240.5</b>
2	96	<b>Daniel HOLGADO</b>	SPA	Red Bull KTM Tech3	KTM	<b>1'48.305</b>	15 16	0.299 0.299	<b>242.1</b>
3	80	<b>David ALONSO</b>	COL	Autosolar GASGAS Aspar M3	GASGAS	<b>1'48.400</b>	14 15	0.394 0.095	<b>237.3</b>
4	53	<b>Deniz ÖNCÜ</b>	TUR	Red Bull KTM Ajo	KTM	<b>1'48.584</b>	13 16	0.578 0.184	<b>236.3</b>
5	43	<b>Xavier ARTIGAS</b>	SPA	CFMoto Racing PruestelGP	CFMOTO	<b>1'48.591</b>	15 15	0.585 0.007	<b>236.3</b>
6	99	<b>José Antonio RUEDA</b>	SPA	Red Bull KTM Ajo	KTM	<b>1'48.747</b>	14 15	0.741 0.156	<b>236.8</b>
7	66	<b>Joel KELSO</b>	AUS	CFMoto Racing PruestelGP	CFMOTO	<b>1'48.801</b>	10 15	0.795 0.054	<b>239.4</b>
8	82	<b>Stefano NEPA</b>	ITA	Angeluss MTA Team	KTM	<b>1'48.897</b>	14 15	0.891 0.096	<b>238.9</b>
9	54	<b>Riccardo ROSSI</b>	ITA	SIC58 Squadra Corse	HONDA	<b>1'48.899</b>	11 11	0.893 0.002	<b>234.2</b>
10	6	<b>Ryusei YAMANAKA</b>	JPN	Autosolar GASGAS Aspar M3	GASGAS	<b>1'48.937</b>	11 12	0.931 0.038	<b>240.5</b>
11	38	<b>David SALVADOR</b>	SPA	CIP Green Power	KTM	<b>1'48.940</b>	10 13	0.934 0.003	<b>238.9</b>
12	24	<b>Tatsuki SUZUKI</b>	JPN	Leopard Racing	HONDA	<b>1'48.941</b>	11 14	0.935 0.001	<b>238.4</b>
13	95	<b>Collin VEIJER</b>	NED	Liqui Moly Husqvarna Intact GP	HUSQVARNA	<b>1'48.991</b>	14 15	0.985 0.050	<b>236.3</b>
14	55	<b>Romano FENATI</b>	ITA	Rivacold Snipers Team	HONDA	<b>1'48.999</b>	11 12	0.993 0.008	<b>228.8</b>
15	71	<b>Ayumu SASAKI</b>	JPN	Liqui Moly Husqvarna Intact GP	HUSQVARNA	<b>1'49.009</b>	11 12	1.003 0.010	<b>237.8</b>
16	22	<b>Ana CARRASCO</b>	SPA	BOE Motorsports	KTM	<b>1'49.090</b>	12 13	1.084 0.081	<b>236.3</b>
17	48	<b>Ivan ORTOLÁ</b>	SPA	Angeluss MTA Team	KTM	<b>1'49.103</b>	6 14	1.097 0.013	<b>239.4</b>
18	64	<b>Mario AJI</b>	INA	Honda Team Asia	HONDA	<b>1'49.104</b>	13 15	1.098 0.001	<b>234.7</b>
19	19	<b>Scott OGDEN</b>	GBR	VisionTrack Racing Team	HONDA	<b>1'49.136</b>	13 15	1.130 0.032	<b>235.8</b>
20	18	<b>Matteo BERTELLE</b>	ITA	Rivacold Snipers Team	HONDA	<b>1'49.223</b>	13 13	1.217 0.087	<b>233.7</b>
21	5	<b>Jaume MASIA</b>	SPA	Leopard Racing	HONDA	<b>1'49.340</b>	11 14	1.334 0.117	<b>237.3</b>
22	7	<b>Filippo FARIOLI</b>	ITA	Red Bull KTM Tech3	KTM	<b>1'49.390</b>	14 14	1.384 0.050	<b>236.3</b>
23	63	<b>Syarifuddin AZMAN</b>	MAL	MT Helmets - MSI	KTM	<b>1'49.648</b>	13 14	1.642 0.258	<b>237.3</b>
24	44	<b>David MUÑOZ</b>	SPA	BOE Motorsports	KTM	<b>1'49.820</b>	5 14	1.814 0.172	<b>238.9</b>
25	27	<b>Kaito TOBA</b>	JPN	SIC58 Squadra Corse	HONDA	<b>1'49.929</b>	8 10	1.923 0.109	<b>238.9</b>
26	70	<b>Joshua WHATLEY</b>	GBR	VisionTrack Racing Team	HONDA	<b>1'50.606</b>	11 12	2.600 0.677	<b>233.2</b>
27	20	<b>Lorenzo FELLON</b>	FRA	CIP Green Power	KTM	<b>1'50.820</b>	13 14	2.814 0.214	<b>238.9</b>
28	72	<b>Taiyo FURUSATO</b>	JPN	Honda Team Asia	HONDA	<b>1'51.007</b>	14 15	3.001 0.187	<b>234.2</b>

Practice condition: Dry

Air: 17°

Humidity: 74%

Ground: 18°

<b>Fastest Lap:</b>	Lap: 13	<b>Diogo MOREIRA</b>	<b>1'48.006</b>	153 Km/h
<b>Best Race Lap:</b>	2021	<b>Gabriel RODRIGO</b>	<b>1'47.610</b>	153.6 Km/h
<b>All Time Lap Record:</b>	2021	<b>Sergio GARCIA</b>	<b>1'47.274</b>	154.1 Km/h

The results are provisional until the end of the limit for protest and appeals.

Time limit for protest expires 30' after publication of the results - ..... Time: .....

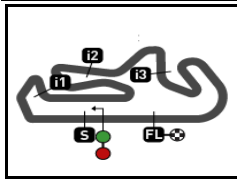
These data/results cannot be reproduced, stored and/or transmitted in whole or in part by any manner of electronic, mechanical, photocopying, recording, broadcasting or otherwise now known or herein after developed without the previous express consent by the copyright owner, except for reproduction in daily press and regular printed publications on sale to the public within 60 days of the event related to those data/results and always provided that copyright symbol appears together as follows below.

© DORNA, 2023

Official MotoGP Timing by TISSOT  
www.motogp.com

Portimao, Friday, March 24, 2023





4592 m.

# GRANDE PRÉMIO TISSOT DE PORTUGAL

## Practice Nr. 1

### Top Speed & Average

**4**



Rider	Nation	Motorcycle	Top 5 speeds					Average	Top
96 Daniel HOLTADO	SPA	KTM	242.1	241.0	237.3	237.3	236.3	238.4	242.1
6 Ryusei YAMANAKA	JPN	GASGAS	240.5	240.0	235.2	234.2	233.2	236.1	240.5
10 Diogo MOREIRA	BRA	KTM	240.5	240.0	238.4	235.8	234.7	237.9	240.5
48 Ivan ORTOLÁ	SPA	KTM	239.4	230.7	230.7	230.7	229.7	231.8	239.4
66 Joel KELSO	AUS	CFMOTO	239.4	237.8	237.3	236.3	236.3	237.4	239.4
20 Lorenzo FELLON	FRA	KTM	238.9	235.8	231.7	231.2	230.7	233.7	238.9
27 Kaito TOBA	JPN	HONDA	238.9	237.8	236.8	236.8	235.8	237.0	238.9
38 David SALVADOR	SPA	KTM	238.9	238.4	236.8	235.2	234.7	236.8	238.9
44 David MUÑOZ	SPA	KTM	238.9	238.4	235.2	234.2	234.2	235.9	238.9
82 Stefano NEPA	ITA	KTM	238.9	238.4	237.3	236.8	236.8	237.6	238.9
24 Tatsuki SUZUKI	JPN	HONDA	238.4	237.8	237.3	235.2	232.7	236.3	238.4
71 Ayumu SASAKI	JPN	HUSQVARNA	237.8	236.3	234.2	234.2	234.2	235.0	237.8
5 Jaume MASIA	SPA	HONDA	237.3	235.2	233.7	231.2	231.2	233.7	237.3
63 Syarifuddin AZMAN	MAL	KTM	237.3	233.7	232.2	231.7	230.7	233.1	237.3
80 David ALONSO	COL	GASGAS	237.3	235.8	234.7	233.7	233.7	235.0	237.3
99 José Antonio RUEDA	SPA	KTM	236.8	234.2	232.7	232.2	231.7	233.2	236.8
7 Filippo FARIOLI	ITA	KTM	236.3	236.3	234.7	230.7	229.2	232.7	236.3
22 Ana CARRASCO	SPA	KTM	236.3	236.3	236.3	235.2	221.3	233.1	236.3
43 Xavier ARTIGAS	SPA	CFMOTO	236.3	234.7	234.2	234.2	232.7	234.4	236.3
53 Deniz ÖNCÜ	TUR	KTM	236.3	235.8	234.7	232.7	232.2	234.3	236.3
95 Collin VEIJER	NED	HUSQVARNA	236.3	235.2	235.2	234.7	234.7	235.1	236.3
19 Scott OGDEN	GBR	HONDA	235.8	232.7	231.7	231.7	228.8	231.6	235.8
64 Mario AJI	INA	HONDA	234.7	233.7	233.2	229.7	228.3	231.9	234.7
54 Riccardo ROSSI	ITA	HONDA	234.2	234.2	233.2	232.7	232.2	233.1	234.2
72 Taiyo FURUSATO	JPN	HONDA	234.2	234.2	233.7	233.2	233.2	233.7	234.2
18 Matteo BERTELLE	ITA	HONDA	233.7	231.2	231.2	229.2	227.8	230.2	233.7
70 Joshua WHATLEY	GBR	HONDA	233.2	231.2	230.7	230.7	229.7	231.1	233.2
55 Romano FENATI	ITA	HONDA	228.8	228.8	228.3	228.3	227.8	228.4	228.8

These data/results cannot be reproduced, stored and/or transmitted in whole or in part by any manner of electronic, mechanical, photocopying, recording, broadcasting or otherwise now known or herein after developed without the previous express consent by the copyright owner, except for reproduction in daily press and regular printed publications on sale to the public within 60 days of the event related to those data/results and always provided that copyright symbol appears together as follows below.

© DORNA, 2023

Official MotoGP Timing by TISSOT  
www.motogp.com



Portimao, Friday, March 24, 2023



# GRANDE PRÉMIO TISSOT DE PORTUGAL

## Practice Nr. 1

### Chronological Analysis of Performances

**5**

\* Lap / Sector time cancelled      T1 Time from finish line to 1st intermediate      T3 Time from 2nd intermed. to 3rd intermed.  
 P Crossing the finish line in pit lane      T2 Time from 1st intermed. to 2nd intermed.      T4 Time from 3rd intermediate to finish line

Lap	Lap Time	T1	T2	T3	T4	Speed	Lap	Lap Time	T1	T2	T3	T4	Speed							
<b>1st 10 Diogo MOREIRA</b> MT Helmets - MSI BRA Runs=2 Total laps=14 Full laps=11 Valid laps=11							9	1'50.957	23.954	35.094	16.488	35.421	226.4	10	1'50.895	23.988	35.018	16.491	35.398	225.4
1	2'14.332	14.244	37.409	17.190	39.647		11	2'08.406 P	24.139	35.583	16.653	52.031	226.8							
2	1'51.622	24.100	35.463	16.655	35.404	234.2	12	8'40.093	14.948	35.050	16.327	34.427								
3	1'51.448	24.122	35.298	16.634	35.394	230.2	13	1'48.568	23.387	34.507	16.220	34.454	237.3							
4	1'50.648	23.872	35.075	16.544	35.157	229.2	14	1'48.400	23.369	34.236	16.169	34.626	233.2							
5	1'50.446	23.771	34.910	16.561	35.204	229.7	15	1'52.715	26.499	35.064	16.377	34.775	231.7							
6	1'50.165	23.699	34.885	16.507	35.074	229.2	<b>4th 53 Deniz ÖNCÜ</b> Red Bull KTM Ajo TUR Runs=2 Total laps=16 Full laps=13 Valid laps=12													
7	1'57.806	24.038	35.489	17.208	41.071	229.7	1	3'17.759	15.582	36.361	16.736	35.507								
8	2'05.782 P	23.804	36.062	16.983	48.933	231.2	2	1'50.662	24.080	35.077	16.548	34.957	232.2							
9	10'49.201	13.220	34.963	16.658	37.451		3	1'49.746	23.732	34.698	16.365	34.951	231.7							
10	1'48.043	23.203	34.134	16.231	34.475	240.5	4	1'50.934	23.797	34.723	16.436	35.978	235.8							
11	1'48.381	23.408	34.296	16.237	34.440	234.7	5	1'50.439	23.895	35.029	16.615	34.900	227.3							
12	1'49.604	23.628	35.458	16.265	34.253	235.8	6	1'49.897	23.870	34.903	16.364	34.760	229.2							
13	1'48.006	23.160	34.270	16.125	34.451	240.0	7	1'49.410	23.635	34.506	16.297	34.972	236.3							
14	1'54.284	23.540	39.217	16.639	34.888	238.4	8	1'49.540	23.813	34.601	16.280	34.846	227.3							
<b>2nd 96 Daniel HOLGADO</b> Red Bull KTM Tech3 SPA Runs=2 Total laps=16 Full laps=13 Valid laps=12							9	1'53.219	26.530	35.020	16.516	35.153	227.8	10	2'04.602 P	23.949	34.652	16.470	49.531	226.4
1	2'49.091	14.149	36.723	16.979	35.672		11	7'05.457	14.055	34.921	16.455	35.255								
2	1'51.216	24.129	35.430	16.456	35.201	236.3	12	1'48.611	23.482	34.249	16.368	34.512	232.7							
3	1'50.241	23.767	35.140	16.328	35.006	236.3	13	1'48.584	23.548	34.210	16.173	34.653	234.7							
4	1'49.609	23.634	34.875	16.277	34.823	237.3	14	1'48.728	23.719	34.323	16.154	34.532	228.3							
5	1'49.227	23.610	34.745	16.229	34.643	237.3	15	1'50.947	23.757	34.502	16.322	36.366	228.3							
6	1'48.607	23.314	34.607	16.217	34.469	241.0	16	1'48.723 *	23.563	34.558	16.236*	34.366	231.2							
7	1'49.056 *	23.495	34.716	16.229	34.616*	242.1	<b>5th 43 Xavier ARTIGAS</b> CFMoto Racing Prues SPA Runs=2 Total laps=15 Full laps=12 Valid laps=12													
8	2'13.303 P	27.182	36.916	16.974	52.231	234.7	1	2'23.307	16.192	36.890	17.324	36.678								
9	6'34.740 *	14.165	36.262*	16.461	34.898		2	1'52.869	24.507	35.738	16.677	35.947	232.7							
10	1'49.452	23.628	34.707	16.347	34.770	233.7	3	1'51.473	24.003	35.164	16.666	35.640	234.2							
11	1'48.720	23.538	34.473	16.211	34.498	233.2	4	1'53.217	25.026	35.672	16.751	35.768	227.3							
12	1'48.479	23.471	34.320	16.174	34.514	234.2	5	1'50.214	23.919	34.750	16.502	35.043	231.7							
13	1'48.914	23.406	34.472	16.204	34.832	233.7	6	1'51.842	23.735	36.533	16.452	35.122	231.7							
14	1'48.729	23.502	34.498	16.241	34.488	232.7	7	1'50.320	23.649	35.022	16.376	35.273	234.2							
15	1'48.305	23.473	34.303	16.175	34.354	232.2	8	2'06.250 P	23.752	34.819	16.453	51.226	228.8							
16	1'48.461	23.432	34.380	16.226	34.423	231.7	9	8'46.715	16.663	35.617	16.586	34.998								
<b>3rd 80 David ALONSO</b> Autosolar GASGAS A COL Runs=2 Total laps=15 Full laps=12 Valid laps=12							10	1'49.362	23.646	34.511	16.370	34.835	231.7							
1	2'22.720	15.271	37.584	17.241	36.534		11	1'50.531	23.568	34.534	16.312	36.117	230.7							
2	1'54.483	24.399	36.269	16.767	37.048	228.3	12	1'48.808	23.503	34.506	16.309	34.490	231.7							
3	1'51.368	24.123	35.377	16.636	35.232	233.7	13	1'48.645	23.399	34.342	16.217	34.687	236.3							
4	1'50.933	23.990	35.222	16.477	35.244	234.7	14	1'53.609	23.594	36.821	18.477	34.717	231.7							
5	1'50.899	23.873	35.263	16.504	35.259	235.8	15	1'48.591	23.323	34.423	16.356	34.489	234.7							
6	1'56.185	24.170	40.312	16.513	35.190	228.3	<b>Fastest Lap:</b> Diogo MOREIRA MT Helmets - MSI BRA 1'48.006 23.160 34.270 16.125 34.451													
7	1'50.210	23.812	34.933	16.418	35.047	233.7	These data/results cannot be reproduced, stored and/or transmitted in whole or in part by any manner of electronic, mechanical, photocopying, recording, broadcasting or otherwise now known or herein after developed without the previous express consent by the copyright owner, except for reproduction in daily press and regular printed publications on sale to the public within 60 days of the event related to those data/results and always provided that copyright symbol appears together as follows below.													
8	1'51.187	23.766	35.491	16.515	35.415	231.2	© DORNA, 2023													

Official MotoGP Timing by TISSOT  
 www.motogp.com



## Practice Nr. 1

## Moto3

Lap	Lap Time	T1	T2	T3	T4	Speed	Lap	Lap Time	T1	T2	T3	T4	Speed
<b>6th</b>	<b>99</b>	<b>José Antonio RUED</b> Red Bull KTM Ajo SPA					1	2'22.724	13.919	37.088	17.292	36.352	
		Runs=2	Total laps=15	Full laps=12	Valid laps=11		2	<b>1'53.188</b>	24.245	36.131	16.854	35.958	232.2
1	3'16.983	15.037	36.472	16.819	35.355		3	<b>1'52.617</b>	23.994	35.787	17.082	35.754	230.2
2	<b>1'50.933</b>	24.008	35.112	16.653	35.160	232.2	4	<b>1'54.235</b>	24.684	36.771	17.253	35.527	231.7
3	<b>1'50.178</b>	23.938	34.787	16.468	34.985	231.2	5	<b>1'51.083</b>	23.710	35.298	16.631	35.444	<b>234.2</b>
4	<b>1'51.747</b>	24.076	34.826	16.469	36.376	232.7	6	<b>1'50.753</b>	23.708	35.075	16.530	35.440	230.7
5	<b>1'49.837</b>	23.675	34.799	16.408	34.955	234.2	7	<b>1'50.595</b>	23.592	35.128	16.601	35.274	231.7
6	<b>1'49.583</b>	<b>23.536</b>	34.664	16.389	34.994	<b>236.8</b>	8	2'07.345 P	23.606	35.070	16.601	<b>52.068</b>	<b>232.2</b>
7	<b>1'50.802</b>	23.949	35.132	16.535	35.186	230.7	9	13'19.308	15.509	39.890	18.231	35.425	
8	<b>1'49.916</b>	23.789	34.827	16.367	34.933	230.7	10	<b>1'49.260</b>	23.356	34.688	16.380	34.836	234.2
9	2'09.143 P	23.811	34.915	16.762	<b>53.655</b>	228.8	11	<b>1'48.899</b>	<b>23.273</b>	<b>34.529</b>	<b>16.347</b>	<b>34.750</b>	233.2
10	8'51.855 *	13.946	35.244	16.475	<b>34.948*</b>		unfinished		23.276	34.723			232.7
11	<b>1'49.154</b>	23.624	34.354	16.433	34.743	230.2	<b>10th</b>	<b>6</b>	<b>Ryusei YAMANAKA</b> Autosolar GASGAS A JPN				
12	<b>1'50.144</b>	24.189	34.991	16.392	<b>34.572</b>	229.7			Runs=2	Total laps=12	Full laps=9	Valid laps=9	
13	<b>1'48.773</b>	23.554	<b>34.311</b>	16.335	34.573	231.7	1	2'23.332	16.138	36.972	17.141	36.385	
14	<b>1'48.747</b>	23.557	34.316	<b>16.271</b>	34.603	231.7	2	<b>1'54.002</b>	24.567	35.882	16.736	36.817	230.2
15	1'49.223 *	23.632	34.492	16.387*	34.712	228.8	3	<b>1'51.379</b>	23.835	35.672	16.852	35.020	<b>240.5</b>
<b>7th</b>	<b>66</b>	<b>Joel KELSO</b> CFMoto Racing Prues AUS					4	<b>1'50.832</b>	23.987	35.195	16.533	35.117	240.0
		Runs=2	Total laps=15	Full laps=12	Valid laps=12		5	<b>1'54.778</b>	25.330	35.667	16.914	36.867	235.2
1	2'23.965	17.078	37.084	17.154	36.668		6	<b>1'50.811</b>	23.827	35.249	16.511	35.224	232.2
2	<b>1'54.081</b>	24.163	35.922	17.111	36.885	237.8	7	2'14.717 P	23.785	35.242	20.256	<b>55.434</b>	<b>233.2</b>
3	<b>1'50.543</b>	23.795	35.189	16.523	35.036	<b>239.4</b>	8	14'07.579	18.596	35.303	16.766	35.286	
4	<b>1'50.880</b>	23.692	35.184	16.539	35.465	236.3	9	<b>1'49.724</b>	23.701	34.751	16.397	34.875	230.2
5	<b>1'52.302</b>	24.084	35.226	16.577	36.415	232.2	10	<b>1'50.244</b>	23.938	35.476	<b>16.290</b>	<b>34.540</b>	229.7
6	<b>1'50.804</b>	23.707	35.138	16.470	35.489	234.2	11	<b>1'48.937</b>	23.541	<b>34.307</b>	16.435	34.654	234.2
7	<b>1'51.649</b>	23.814	35.077	16.540	36.218	232.2	12	<b>1'49.366</b>	<b>23.405</b>	34.859	16.425	34.677	233.2
8	2'12.805 P	23.798	38.903	20.040	<b>50.064</b>	<b>233.2</b>	<b>11th</b>	<b>38</b>	<b>David SALVADOR</b> CIP Green Power SPA				
9	8'40.251	16.610	35.149	16.493	35.106				Runs=2	Total laps=13	Full laps=10	Valid laps=10	
10	<b>1'48.801</b>	23.401	34.557	<b>16.216</b>	<b>34.627</b>	235.2	1	2'35.751	14.112	36.802	17.035	36.177	
11	<b>1'49.135</b>	23.393	<b>34.508</b>	16.241	34.993	236.3	2	<b>1'51.934</b>	24.058	35.441	16.742	35.693	235.2
12	<b>1'49.478</b>	23.485	34.664	16.311	35.018	232.7	3	<b>1'51.447</b>	24.111	35.250	16.766	35.320	230.7
13	<b>1'49.968</b>	23.413	35.099	16.619	34.837	232.2	4	<b>1'56.112</b>	23.794	35.474	19.109	37.735	238.4
14	<b>1'53.136</b>	23.398	34.559	16.271	38.908	235.2	5	<b>1'50.675</b>	23.878	34.882	16.473	35.442	233.2
15	<b>1'49.243</b>	<b>23.365</b>	34.693	16.363	34.822	237.3	6	<b>1'51.788</b>	24.904	35.140	16.521	35.223	231.7
<b>8th</b>	<b>82</b>	<b>Stefano NEPA</b> Angeluss MTA Team ITA					7	<b>1'49.969</b>	23.967	34.933	16.379	34.690	234.7
		Runs=3	Total laps=15	Full laps=10	Valid laps=9		8	2'08.058 P	24.059	35.754	16.808	<b>51.437</b>	<b>238.9</b>
1	2'49.532	15.520	37.283	17.087	35.773		9	12'17.019	13.491	35.201	16.501	34.800	
2	<b>1'51.875</b>	24.080	35.574	16.709	35.512	238.4	10	<b>1'48.940</b>	23.647	34.535	<b>16.277</b>	<b>34.481</b>	233.7
3	<b>1'50.618</b>	23.977	35.203	16.407	35.031	235.2	11	<b>1'53.285</b>	27.147	34.973	16.452	34.713	236.8
4	<b>1'50.377</b>	23.843	34.935	16.466	35.133	<b>238.9</b>	12	<b>1'49.036</b>	23.610	<b>34.488</b>	16.327	34.611	234.2
5	<b>1'50.119</b>	23.755	34.878	16.498	34.988	236.8	13	<b>1'49.167</b>	<b>23.532</b>	34.553	16.365	34.717	233.2
6	<b>1'49.531</b>	23.711	34.696	16.394	34.730	235.2	<b>12th</b>	<b>24</b>	<b>Tatsuki SUZUKI</b> Leopard Racing JPN				
7	<b>1'55.369</b>	23.625	34.898	19.902	36.944	237.3			Runs=3	Total laps=14	Full laps=9	Valid laps=7	
8	2'13.583 P	23.662	41.853	17.484	<b>50.584</b>	<b>234.2</b>	1	2'50.025	13.791	36.430	16.862	35.689	
9	6'15.569	13.993	35.173	16.498	34.892		2	<b>1'51.413</b>	23.861	35.412	16.752	35.388	237.8
10	<b>1'49.405</b>	23.667	34.672	<b>16.242</b>	34.824	234.2	3	<b>1'50.415</b>	23.579	35.239	16.490	35.107	<b>238.4</b>
11	<b>1'49.717</b>	23.725	34.816	16.404	34.772	235.2	4	<b>1'50.475</b>	23.648	35.101	16.511	35.215	235.2
12	2'05.768 P	23.684	36.158	16.690	<b>49.236</b>	<b>233.2</b>	5	<b>1'55.858</b>	27.675	36.098	16.794	35.291	231.2
13	4'29.414	15.218	36.385	18.738	41.744		6	<b>1'50.459</b>	23.798	35.170	16.501	34.990	232.7
14	<b>1'48.897</b>	23.543	<b>34.439</b>	16.244	34.671	236.8	7	2'13.724 P	24.781	36.934	17.288	<b>54.721</b>	<b>231.7</b>
15	1'48.996 *	<b>23.479</b>	34.623	16.341*	<b>34.553</b>	234.2	8	6'34.247	13.971	35.887	16.640	35.195	
<b>9th</b>	<b>54</b>	<b>Riccardo ROSSI</b> SIC58 Squadra Corse ITA					9	2'08.481 P	<b>23.866</b>	<b>35.688</b>	16.640	<b>52.287</b>	<b>229.2</b>
		Runs=2	Total laps=11	Full laps=8	Valid laps=8		10	5'20.379	13.840	35.406	16.810	38.571	

**Fastest Lap:** Diogo MOREIRA MT Helmets - MSI BRA **1'48.006** 23.160 34.270 16.125 34.451

These data/results cannot be reproduced, stored and/or transmitted in whole or in part by any manner of electronic, mechanical, photocopying, recording, broadcasting or otherwise now known or herein after developed without the previous express consent by the copyright owner, except for reproduction in daily press and regular printed publications on sale to the public within 60 days of the event related to those data/results and always provided that copyright symbol appears together as follows below.  
© DORNA, 2023



## Practice Nr. 1

## Moto3

Lap	Lap Time	T1	T2	T3	T4	Speed	Lap	Lap Time	T1	T2	T3	T4	Speed					
11	1'48.941	23.600	34.493	16.237	34.611	229.7	2	1'55.315	24.981	36.707	17.211	36.416						
12	1'50.243 *	23.689	35.768*	16.274	34.512	231.2	3	1'53.814	24.891	35.900	17.041	35.982	221.3					
13	1'54.366	23.498	34.886	16.327	39.655	237.3	4	1'52.615	24.512	35.591	16.837	35.675						
14	1'51.065 *	23.539	34.921	16.943*	35.662	230.7	5	1'52.049	24.394	35.196	16.673	35.786						
<b>13th 95 Collin VEIJER</b> Liqui Moly Husqvarna NED Runs=2 Total laps=15 Full laps=12 Valid laps=12							6	1'51.841	24.117	35.532	16.893	35.299						
1	2'52.102	15.516	37.773	17.323	36.492		7	1'51.370	24.191	35.190	16.642	35.347						
2	1'52.500	24.499	35.589	16.924	35.488	233.2	8	2'11.095 P	24.048	36.183	17.004	53.860						
3	1'50.728	23.782	35.091	16.715	35.140	234.2	9	12'11.523	14.139	36.461	16.692	35.033						
4	1'50.586	23.744	35.145	16.617	35.080	234.7	10	1'49.675	23.702	34.724	16.432	34.817	235.2					
5	1'50.220	23.781	34.870	16.573	34.996	233.7	11	1'49.702	23.748	34.687	16.524	34.743	236.3					
6	1'49.984	23.688	34.772	16.526	34.998	233.7	12	1'49.090	23.648	34.640	16.264	34.538	236.3					
7	1'50.043	23.600	34.857	16.589	34.997	234.7	13	1'50.876	23.523	35.546	16.677	35.130	236.3					
8	2'07.237 P	23.650	36.356	17.160	50.071	232.2	<b>17th 48 Ivan ORTOLÁ</b> Angeluss MTA Team SPA Runs=3 Total laps=14 Full laps=9 Valid laps=7											
9	8'27.426	14.602	35.777	16.745	35.305		1	2'45.738	13.575	36.338	16.961	35.817						
10	1'50.506	23.706	35.148	16.521	35.131	230.2	2	1'52.149 *	24.003	35.524*	16.821	35.801	230.7					
11	1'50.243	23.758	35.043	16.510	34.932	234.7	3	1'50.989	24.010	35.114	16.559	35.306	229.7					
12	1'49.997	23.479	34.919	16.527	35.072	235.2	4	1'50.159	23.741	34.946	16.493	34.979	230.7					
13	1'49.482	23.669	34.723	16.407	34.683	233.2	5	1'50.130	23.704	35.075	16.444	34.907	230.7					
14	1'48.991	23.408	34.618	16.366	34.599	235.2	6	1'49.103	23.750	34.665	16.262	34.426	229.7					
15	1'49.213	23.335	34.648	16.434	34.796	236.3	7	1'49.219	23.538	34.539	16.472	34.670	239.4					
<b>14th 55 Romano FENATI</b> Rivacold Snipers Tea ITA Runs=3 Total laps=12 Full laps=7 Valid laps=7							8	2'11.191 P	26.456	36.545	17.287	50.903	229.2					
1	3'33.043	15.131	41.699	17.124	35.976		9	6'56.786	13.543	35.478	16.619	35.410						
2	1'51.635	24.115	35.413	16.768	35.339	228.8	10	1'50.297	23.846	34.913	16.391	35.147	225.9					
3	1'50.618	23.841	34.966	16.627	35.184	227.8	11	2'06.955 P	23.929	34.968	16.412	51.646	225.4					
4	2'15.385 P	24.192	36.253	16.995	57.945	225.9	12	5'20.069	13.463	35.111	16.416	35.228						
5	9'06.904 *	14.678	36.023	16.702	35.459*		13	1'49.415	23.708	34.502	16.383	34.822	226.8					
6	1'56.922	23.853	41.117	16.724	35.228	223.6	14	1'48.816 *	23.493	34.559	16.345*	34.419	228.3					
7	1'50.243	23.850	34.807	16.555	35.031	225.4	<b>18th 64 Mario AJI</b> Honda Team Asia INA Runs=2 Total laps=15 Full laps=12 Valid laps=8											
8	2'06.015 P	24.311	34.967	16.560	50.177	226.8	1	2'31.530	14.773	37.001	17.804	40.508						
9	5'34.213	15.919	35.441	16.418	34.936		2	1'54.436	24.847	36.300	17.365	35.924	228.3					
10	1'49.298	23.597	34.645	16.366	34.690	228.3	3	1'52.242 *	24.262	35.530	16.811	35.639*	233.2					
11	1'48.999	23.484	34.577	16.308	34.630	228.8	4	1'52.473	24.336	35.546	16.799	35.792	225.0					
12	1'49.455	23.569	34.631	16.435	34.820	228.3	5	1'52.036	24.554	35.476	16.644	35.362	223.1					
<b>15th 71 Ayumu SASAKI</b> Liqui Moly Husqvarna JPN Runs=2 Total laps=12 Full laps=8 Valid laps=8							6	1'50.965 *	23.918	35.097*	16.664	35.286	227.3					
1	3'01.416	13.665	36.696	17.368	36.403		7	1'50.594	23.912	34.979	16.635	35.068	225.9					
2	1'52.539	24.053	35.575	17.002	35.909	234.2	8	1'52.772	23.965	35.841	17.076	35.890	225.9					
3	1'51.598	24.140	35.341	16.650	35.467	234.2	9	1'51.945 *	24.334	35.260	16.709	35.642*	220.8					
4	1'51.059	23.855	35.186	16.748	35.270	234.2	10	2'08.367 P	24.664	36.036	16.767	50.900	219.0					
5	1'50.734	23.853	34.950	16.658	35.273	233.7	11	9'24.563	12.832	38.084	18.214	35.386						
6	1'50.253	23.634	34.832	16.551	35.236	234.2	12	1'49.269	23.445	34.687	16.296	34.841	234.7					
7	1'50.208	23.598	34.968	16.529	35.113	234.2	13	1'49.104	23.435	34.598	16.341	34.730	233.7					
8	2'06.502 P	23.991	36.260	16.852	49.399	233.2	14	1'53.075	23.892	34.994	16.623	37.566	227.3					
9	12'11.978	13.350	35.507	16.622	36.872		15	1'50.620 *	23.751	34.859	16.657*	35.353	229.7					
10	1'49.105	23.367	34.622	16.374	34.742	237.8	<b>19th 19 Scott OGDEN</b> VisionTrack Racing T GBR Runs=2 Total laps=15 Full laps=12 Valid laps=11											
11	1'49.009	23.406	34.351	16.392	34.860	236.3	1	2'35.267	13.799	36.748	17.322	35.983						
12	2'06.429 P	23.653	36.398	16.677	49.701	232.7	2	1'52.438	24.264	35.604	16.763	35.807	227.8					
<b>16th 22 Ana CARRASCO</b> BOE Motorsports SPA Runs=2 Total laps=13 Full laps=10 Valid laps=10							3	1'51.479	24.182	35.365	16.782	35.150	228.8					
1	2'32.355	14.830	37.954	17.628	40.974		4	1'52.403	23.975	35.722	17.256	35.450	235.8					
							5	1'50.713	23.846	35.010	16.683	35.174	228.8					
							6	1'50.750	23.884	34.937	16.700	35.229	225.9					

**Fastest Lap:** Diogo MOREIRA MT Helmets - MSI BRA 1'48.006 23.160 34.270 16.125 34.451

These data/results cannot be reproduced, stored and/or transmitted in whole or in part by any manner of electronic, mechanical, photocopying, recording, broadcasting or otherwise now known or herein after developed without the previous express consent by the copyright owner, except for reproduction in daily press and regular printed publications on sale to the public within 60 days of the event related to those data/results and always provided that copyright symbol appears together as follows below.  
© DORNA, 2023

## Practice Nr. 1

## Moto3

Lap	Lap Time	T1	T2	T3	T4	Speed	Lap	Lap Time	T1	T2	T3	T4	Speed
7	<b>1'50.670</b>	23.786	34.968	16.680	35.236	226.8	11	2'04.119 P	24.168	34.968	16.784	48.199	222.6
8	<b>2'01.727</b>	23.771	38.054	17.093	42.809	225.9	12	7'36.374	12.711	35.092	16.580	<b>34.781</b>	
9	<b>1'50.462</b>	23.806	34.987	16.615	35.054	225.0	13	<b>1'49.581</b>	<b>23.606</b>	34.646	16.520	34.809	228.3
10	2'07.097 P	23.727	34.895	16.658	51.817	224.5	14	<b>1'49.390</b>	23.640	<b>34.520</b>	<b>16.375</b>	34.855	227.3
11	8'42.769	18.290	37.321	16.849	39.988			unfinished	23.681				228.3
12	<b>1'49.657</b>	23.559	34.765	<b>16.435</b>	34.898	231.7							
13	<b>1'49.136</b>	<b>23.545</b>	<b>34.528</b>	16.451	<b>34.612</b>	231.7							
14	<b>1'53.649</b>	23.758	35.239	16.585	38.067	232.7							
15	1'50.585 *	23.936	35.253	16.637*	34.759	225.4							
<b>20th 18 Matteo BERTELLE</b> Rivacold Snipers Tea ITA Runs=3 Total laps=13 Full laps=8 Valid laps=7							<b>23rd 63 Syarifuddin AZMAN</b> MT Helmets - MSI MAL Runs=2 Total laps=14 Full laps=11 Valid laps=10						
1	2'39.888	15.030	38.086	18.422	37.221		1	2'13.406	14.358	37.511	17.532	37.144	
2	<b>1'55.086</b>	24.528	35.995	18.955	35.608	229.2	2	<b>1'53.200</b>	24.725	36.116	16.798	35.561	227.8
3	<b>1'51.801</b>	24.019	35.417	16.986	35.379	<b>233.7</b>	3	<b>1'52.039</b>	24.144	35.567	16.762	35.566	231.7
4	1'51.384 *	23.864	35.379*	16.732	35.409	231.2	4	<b>1'51.957</b>	24.022	35.451	16.818	35.666	230.2
5	<b>1'51.837</b>	24.227	35.677	16.759	35.174	227.8	5	<b>1'51.273</b>	23.968	35.216	16.566	35.523	228.8
6	<b>1'50.724</b>	23.712	34.970	16.756	35.286	231.2	6	<b>1'51.473</b>	23.956	35.281	16.636	35.600	228.3
7	2'07.836 P	24.503	36.259	17.166	49.908	227.8	7	<b>1'51.631</b>	24.074	35.265	16.639	35.653	227.3
8	6'22.485	14.672	35.642	17.017	35.581		8	2'09.223 P	24.316	37.373	16.912	50.622	225.9
9	<b>1'50.815</b>	23.960	35.035	16.700	35.120	223.1	9	10'46.342	13.723	35.248	16.643	35.317	
10	<b>1'49.952</b>	23.847	34.871	<b>16.432</b>	34.802	224.5	10	<b>1'50.305</b>	23.794	34.943	16.455	35.113	230.7
11	2'05.194 P	23.875	34.860	16.650	49.809	223.6	11	<b>1'50.705</b>	23.830	34.967	16.590	35.318	232.2
12	5'33.173	14.833	35.708	16.742	34.937		12	<b>1'53.583</b>	24.166	35.566	16.953	36.898	229.7
13	<b>1'49.223</b>	<b>23.498</b>	<b>34.514</b>	16.483	<b>34.728</b>	226.8	13	<b>1'49.648</b>	23.673	<b>34.814</b>	<b>16.358</b>	<b>34.803</b>	<b>237.3</b>
	unfinished	23.567	34.662			227.3	14	1'49.786 *	<b>23.542</b>	34.819	16.529*	34.896	233.7
<b>21st 5 Jaume MASIA</b> Leopard Racing SPA Runs=2 Total laps=14 Full laps=11 Valid laps=10							<b>24th 44 David MUÑOZ</b> BOE Motorsports SPA Runs=3 Total laps=14 Full laps=8 Valid laps=8						
1	2'33.312	14.317	37.041	17.076	36.735		1	2'41.936	14.485	37.426	17.265	36.708	
2	<b>1'52.415</b>	24.124	35.682	17.157	35.452	230.7	2	<b>1'51.465</b>	24.025	35.366	16.710	35.364	<b>238.9</b>
3	<b>1'51.024</b>	23.959	35.255	16.599	35.211	231.2	3	<b>1'50.792</b>	23.866	35.112	16.508	35.306	234.2
4	<b>1'50.493</b>	23.843	34.872	16.562	35.216	230.7	4	<b>1'50.086</b>	23.815	34.742	16.538	34.991	233.7
5	<b>1'50.011</b>	23.718	34.805	16.477	35.011	230.2	5	<b>1'49.820</b>	23.644	<b>34.712</b>	<b>16.495</b>	<b>34.969</b>	234.2
6	<b>1'49.630</b>	23.622	34.701	16.412	34.895	230.7	6	2'06.730 P	23.749	36.062	17.059	49.860	233.7
7	<b>1'52.563</b>	23.760	36.909	16.609	35.285	<b>237.3</b>	7	5'41.873	14.382	36.310	16.911	35.589	
8	<b>1'49.930</b>	23.755	34.758	16.395	35.022	229.7	8	<b>1'50.367</b>	23.896	34.726	16.539	35.206	229.2
9	2'08.560 P	24.564	36.320	16.994	50.682	226.8	9	2'06.807 P	24.191	35.794	16.941	49.881	227.3
10	10'47.101	13.684	35.624	16.729	38.342		10	7'11.169	13.438	36.246	17.167	35.128	
11	<b>1'49.340</b>	23.602	<b>34.547</b>	16.354	34.837	228.3	11	<b>1'50.422</b>	23.536	34.880	16.523	35.483	234.2
12	<b>1'50.973</b>	25.076	34.862	<b>16.340</b>	34.695	231.2	12	<b>1'51.601</b>	24.651	34.768	16.844	35.338	238.4
13	<b>1'54.000</b>	<b>23.320</b>	34.649	16.492	39.539	235.2	13	<b>1'50.129</b>	<b>23.520</b>	35.010	16.539	35.060	235.2
14	1'48.714 *	23.379	34.408*	16.325*	<b>34.602</b>	233.7	14	2'09.503 P	23.692	34.808	20.068*	50.935	229.2
<b>22nd 7 Filippo FARIOLI</b> Red Bull KTM Tech3 ITA Runs=2 Total laps=14 Full laps=11 Valid laps=10							<b>25th 27 Kaito TOBA</b> SIC58 Squadra Corse JPN Runs=3 Total laps=10 Full laps=6 Valid laps=6						
1	2'41.600	13.926	36.431	17.144	36.155		1	2'42.842	14.201	36.890	17.291	36.047	
2	<b>1'51.984</b>	24.324	35.559	16.666	35.435	229.2	2	<b>1'51.813</b>	24.035	35.524	16.645	35.609	235.8
3	<b>1'51.921</b>	24.614	35.317	16.855	35.135	234.7	3	<b>1'50.906</b>	23.769	35.308	16.745	35.084	235.8
4	<b>1'50.910</b>	24.160	35.100	16.471	35.179	229.2	4	<b>1'50.692</b>	23.736	35.063	16.625	35.268	237.8
5	<b>1'50.102</b>	23.826	34.894	16.391	34.991	<b>236.3</b>	5	<b>1'50.195</b>	<b>23.623</b>	34.908	16.623	35.041	236.8
6	<b>1'50.601</b>	23.982	34.798	16.404	35.417	236.3	6	2'05.645 P	23.723	34.855	16.528	50.539	<b>238.9</b>
7	1'50.346 *	24.036	35.028	16.523	34.759*	227.3	7	8'23.061 *	14.724	36.029*	17.302	36.446	
8	<b>1'53.854</b>	23.988	36.309	17.748	35.809	230.7	8	<b>1'49.929</b>	23.664	34.799	<b>16.468</b>	<b>34.998</b>	232.7
9	<b>1'51.033</b>	24.120	34.975	16.728	35.210	223.6	9	<b>1'50.429</b>	23.706	<b>34.723</b>	16.528	35.472	236.8
10	<b>1'50.892</b>	24.055	34.918	16.553	35.366	225.4	10	2'08.675 P	24.331	35.011	17.361	51.972	229.7
								unfinished	15.701				

**Fastest Lap:** Diogo MOREIRA MT Helmets - MSI BRA **1'48.006** 23.160 34.270 16.125 34.451

These data/results cannot be reproduced, stored and/or transmitted in whole or in part by any manner of electronic, mechanical, photocopying, recording, broadcasting or otherwise now known or herein after developed without the previous express consent by the copyright owner, except for reproduction in daily press and regular printed publications on sale to the public within 60 days of the event related to those data/results and always provided that copyright symbol appears together as follows below.  
© DORNA, 2023

Official MotoGP Timing by TISSOT  
www.motogp.com

Portimao, Friday, March 24, 2023

Page 4 of 5



## Practice Nr. 1

Moto3

Lap	Lap Time	T1	T2	T3	T4	Speed	Lap	Lap Time	T1	T2	T3	T4	Speed
<b>26th</b>	<b>70</b>	<b>Joshua WHATLEY</b>		VisionTrack Racing T		GBR							
		Runs=3	Total laps=12	Full laps=7	Valid laps=7								
1	2'36.258	14.289	38.504	19.642	42.771								
2	<b>1'52.640</b>	24.225	35.897	16.802	35.716	230.7							
3	<b>1'52.307</b>	24.124	35.536	16.762	35.885	231.2							
4	<b>2'01.752</b>	28.777	38.114	17.885	36.976	226.8							
5	2'09.516 P	24.082	35.473	17.099	52.862	229.7							
6	9'20.084	15.052	37.515	17.499	37.181								
7	<b>1'52.072</b>	24.190	35.512	16.663	35.707	222.6							
8	<b>1'51.674</b>	24.091	35.185	16.726	35.672	223.6							
9	2'02.688 P	24.163	35.803	17.092	45.630	222.6							
10	6'05.934	14.129	38.248	17.716	41.577								
11	<b>1'50.606</b>	23.805	<b>34.984</b>	<b>16.494</b>	<b>35.323</b>	230.7							
12	<b>1'54.534</b>	<b>23.763</b>	35.418	17.697	37.656	<b>233.2</b>							

<b>27th</b>	<b>20</b>	<b>Lorenzo FELLON</b>		CIP Green Power		FRA							
		Runs=2	Total laps=14	Full laps=11	Valid laps=9								
1	2'24.065	14.148	37.024	17.173	36.669								
2	<b>1'53.477</b>	24.360	35.879	16.952	36.286	<b>238.9</b>							
3	<b>1'51.964</b>	24.158	35.607	16.688	35.511	235.8							
4	<b>1'52.388</b>	24.247	35.396	16.924	35.821	231.2							
5	<b>1'52.752</b>	24.711	35.622	16.899	35.520	228.8							
6	1'51.959 *	24.121	35.273*	16.896	35.669	231.7							
7	<b>1'53.200</b>	24.238	35.308	16.996	36.658	230.2							
8	<b>1'52.343</b>	<b>24.059</b>	35.559	16.961	35.764	230.2							
9	1'59.446 *	25.061	35.954	17.306	41.125*	222.6							
10	<b>1'53.449</b>	25.014	35.722	16.895	35.818	223.1							
11	2'03.158 P	24.445	36.142	17.173	45.398	223.6							
12	10'12.708 *	13.986	39.503*	20.694	46.261								
13	<b>1'50.820</b>	24.208	<b>34.983</b>	<b>16.627</b>	<b>35.002</b>	230.7							
14	<b>1'51.603</b>	24.161	35.065	16.858	35.519	225.9							

<b>28th</b>	<b>72</b>	<b>Taiyo FURUSATO</b>		Honda Team Asia		JPN							
		Runs=2	Total laps=15	Full laps=12	Valid laps=12								
1	2'31.158	14.105	37.137	17.444	36.935								
2	<b>1'54.656</b>	25.064	36.260	17.052	36.280	230.7							
3	<b>1'53.006</b>	24.542	35.873	16.918	35.673	233.7							
4	<b>1'56.588</b>	27.717	36.165	17.104	35.602	<b>234.2</b>							
5	<b>1'51.444</b>	24.122	35.176	16.832	35.314	234.2							
6	<b>1'51.244</b>	24.141	35.247	16.681	<b>35.175</b>	233.2							
7	2'12.946 P	27.199	37.019	17.583	51.145	233.2							
8	8'09.049	14.597	36.024	16.971	35.741								
9	<b>1'51.723</b>	24.231	35.271	16.664	35.557	228.3							
10	<b>1'53.847</b>	26.201	35.237	16.780	35.629	226.4							
11	<b>1'51.957</b>	24.075	35.246	16.942	35.694	229.2							
12	<b>1'51.610</b>	24.201	35.131	16.660	35.618	226.8							
13	<b>1'51.504</b>	<b>24.000</b>	35.282	16.826	35.396	227.3							
14	<b>1'51.007</b>	24.085	<b>35.022</b>	<b>16.646</b>	35.254	229.7							
15	<b>1'53.286</b>	24.777	36.084	16.837	35.588	227.8							

**Fastest Lap:** Diogo MOREIRA MT Helmets - MSI BRA **1'48.006** 23.160 34.270 16.125 34.451

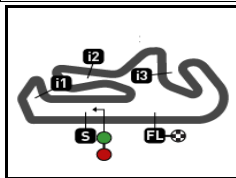
These data/results cannot be reproduced, stored and/or transmitted in whole or in part by any manner of electronic, mechanical, photocopying, recording, broadcasting or otherwise now known or herein after developed without the previous express consent by the copyright owner, except for reproduction in daily press and regular printed publications on sale to the public within 60 days of the event related to those data/results and always provided that copyright symbol appears together as follows below.  
© DORNA, 2023

Official MotoGP Timing by TISSOT  
www.motogp.com

Portimao, Friday, March 24, 2023

Page 5 of 5





4592 m.

# GRANDE PRÉMIO TISSOT DE PORTUGAL

## Practice Nr. 1

### Best Partial Times

# Moto3™

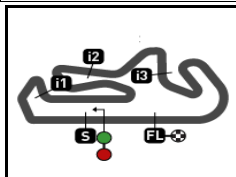
*IT* Ideal Lap Time, sum of the best partial times

*BT* Best Lap Time

T1		T2		T3		T4				IT		BT	
Pos	Rider	Time	Rider	Time	Rider	Time	Rider	Time	Pos	Rider	IT	BT	
1	D.MOREIRA	23.160	D.MOREIRA	34.134	D.MOREIRA	16.125	D.MOREIRA	34.253	1	D.MOREIRA	1'47.672	1'48.006	(1)
2	R.ROSSI	23.273	D.ÖNCÜ	34.210	D.ÖNCÜ	16.154	D.HOLGADO	34.354	2	D.HOLGADO	1'48.145	1'48.305	(2)
3	D.HOLGADO	23.314	D.ALONSO	34.236	D.ALONSO	16.169	D.ÖNCÜ	34.366	3	D.ALONSO	1'48.201	1'48.400	(3)
4	J.MASIA	23.320	D.HOLGADO	34.303	D.HOLGADO	16.174	I.ORTOLÁ	34.419	4	D.ÖNCÜ	1'48.212	1'48.584	(4)
5	X.ARTIGAS	23.323	R.YAMANAKA	34.307	J.KELSO	16.216	D.ALONSO	34.427	5	X.ARTIGAS	1'48.371	1'48.591	(5)
6	C.VEIJER	23.335	J.RUEDA	34.311	X.ARTIGAS	16.217	D.SALVADOR	34.481	6	R.YAMANAKA	1'48.542	1'48.937	(10)
7	J.KELSO	23.365	X.ARTIGAS	34.342	T.SUZUKI	16.237	X.ARTIGAS	34.489	7	I.ORTOLÁ	1'48.676	1'49.103	(17)
8	A.SASAKI	23.367	A.SASAKI	34.351	S.NEPA	16.242	T.SUZUKI	34.512	8	J.RUEDA	1'48.690	1'48.747	(6)
9	D.ALONSO	23.369	S.NEPA	34.439	I.ORTOLÁ	16.262	A.CARRASCO	34.538	9	S.NEPA	1'48.713	1'48.897	(8)
10	R.YAMANAKA	23.405	D.SALVADOR	34.488	A.CARRASCO	16.264	R.YAMANAKA	34.540	10	J.KELSO	1'48.716	1'48.801	(7)
11	M.AJI	23.435	T.SUZUKI	34.493	J.RUEDA	16.271	S.NEPA	34.553	11	T.SUZUKI	1'48.740	1'48.941	(12)
12	S.NEPA	23.479	I.ORTOLÁ	34.502	D.SALVADOR	16.277	J.RUEDA	34.572	12	D.SALVADOR	1'48.778	1'48.940	(11)
13	D.ÖNCÜ	23.482	J.KELSO	34.508	R.YAMANAKA	16.290	C.VEIJER	34.599	13	J.MASIA	1'48.809	1'49.340	(21)
14	R.FENATI	23.484	M.BERTELLE	34.514	M.AJI	16.296	J.MASIA	34.602	14	A.SASAKI	1'48.834	1'49.009	(15)
15	I.ORTOLÁ	23.493	F.FARIOLI	34.520	R.FENATI	16.308	S.OGDEN	34.612	15	R.ROSSI	1'48.899	1'48.899	(9)
16	M.BERTELLE	23.498	S.OGDEN	34.528	J.MASIA	16.340	J.KELSO	34.627	16	C.VEIJER	1'48.918	1'48.991	(13)
17	T.SUZUKI	23.498	R.ROSSI	34.529	R.ROSSI	16.347	R.FENATI	34.630	17	A.CARRASCO	1'48.965	1'49.090	(16)
18	D.MUÑOZ	23.520	J.MASIA	34.547	S.AZMAN	16.358	M.BERTELLE	34.728	18	R.FENATI	1'48.999	1'48.999	(14)
19	A.CARRASCO	23.523	R.FENATI	34.577	C.VEIJER	16.366	M.AJI	34.730	19	M.AJI	1'49.059	1'49.104	(18)
20	D.SALVADOR	23.532	M.AJI	34.598	A.SASAKI	16.374	A.SASAKI	34.742	20	S.OGDEN	1'49.120	1'49.136	(19)
21	J.RUEDA	23.536	C.VEIJER	34.618	F.FARIOLI	16.375	R.ROSSI	34.750	21	M.BERTELLE	1'49.172	1'49.223	(20)
22	S.AZMAN	23.542	A.CARRASCO	34.640	M.BERTELLE	16.432	F.FARIOLI	34.781	22	F.FARIOLI	1'49.282	1'49.390	(22)
23	S.OGDEN	23.545	D.MUÑOZ	34.712	S.OGDEN	16.435	S.AZMAN	34.803	23	S.AZMAN	1'49.517	1'49.648	(23)
24	F.FARIOLI	23.606	K.TOBA	34.723	K.TOBA	16.468	D.MUÑOZ	34.969	24	D.MUÑOZ	1'49.696	1'49.820	(24)

These data/results cannot be reproduced, stored and/or transmitted in whole or in part by any manner of electronic, mechanical, photocopying, recording, broadcasting or otherwise now known or herein after developed without the previous express consent by the copyright owner, except for reproduction in daily press and regular printed publications on sale to the public within 60 days of the event related to those data/results and always provided that copyright symbol appears together as follows below.  
© DORNA, 2023





4592 m.

# GRANDE PRÉMIO TISSOT DE PORTUGAL

## Practice Nr. 1

### Best Partial Times

Moto3™

*IT* Ideal Lap Time, sum of the best partial times

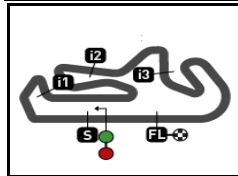
*BT* Best Lap Time

		<b>T1</b>		<b>T2</b>		<b>T3</b>		<b>T4</b>					
<i>Pos</i>	<i>Rider</i>	<i>Time</i>	<i>Rider</i>	<i>Time</i>	<i>Rider</i>	<i>Time</i>	<i>Rider</i>	<i>Time</i>	<i>Pos</i>	<i>Rider</i>	<i>IT</i>	<i>BT</i>	
25	K.TOBA	23.623	S.AZMAN	34.814	J.WHATLEY	16.494	K.TOBA	34.998	25	K.TOBA	1'49.812	1'49.929	(25)
26	J.WHATLEY	<b>23.763</b>	L.FELLON	<b>34.983</b>	D.MUÑOZ	<b>16.495</b>	L.FELLON	<b>35.002</b>	26	J.WHATLEY	1'50.564	1'50.606	(26)
27	T.FURUSATO	24.000	J.WHATLEY	34.984	L.FELLON	16.627	T.FURUSATO	35.175	27	L.FELLON	1'50.671	1'50.820	(27)
28	L.FELLON	<b>24.059</b>	T.FURUSATO	<b>35.022</b>	T.FURUSATO	<b>16.646</b>	J.WHATLEY	<b>35.323</b>	28	T.FURUSATO	1'50.843	1'51.007	(28)

These data/results cannot be reproduced, stored and/or transmitted in whole or in part by any manner of electronic, mechanical, photocopying, recording, broadcasting or otherwise now known or herein after developed without the previous express consent by the copyright owner, except for reproduction in daily press and regular printed publications on sale to the public within 60 days of the event related to those data/results and always provided that copyright symbol appears together as follows below.  
© DORNA, 2023

Official MotoGP Timing by **TISSOT**  
www.motogp.com





4592 m.

## GRANDE PRÉMIO TISSOT DE PORTUGAL

### Practice Nr. 1

### Fastest Laps Sequence

<i>Practice Time</i>	 <i>Rider</i>	<i>Nation</i>	<i>Motorcycle</i>	<i>Time</i>	<i>Km/h</i>	<i>Rider's Lap</i>
<b>4'05.954</b>	10 <b>Diogo MOREIRA</b>	BRA	KTM	<b>1'51.622</b>	148.0	2
<b>4'33.401</b>	44 <b>David MUÑOZ</b>	SPA	KTM	<b>1'51.465</b>	148.3	2
<b>4'40.307</b>	96 <b>Daniel HOLGADO</b>	SPA	KTM	<b>1'51.216</b>	148.6	2
<b>5'07.916</b>	99 <b>José Antonio RUEDA</b>	SPA	KTM	<b>1'50.933</b>	149.0	2
<b>5'08.421</b>	53 <b>Deniz ÖNCÜ</b>	TUR	KTM	<b>1'50.662</b>	149.3	2
<b>6'08.589</b>	66 <b>Joel KELSO</b>	AUS	CFMOTO	<b>1'50.543</b>	149.5	3
<b>6'30.548</b>	96 <b>Daniel HOLGADO</b>	SPA	KTM	<b>1'50.241</b>	149.9	3
<b>6'58.094</b>	99 <b>José Antonio RUEDA</b>	SPA	KTM	<b>1'50.178</b>	150.0	3
<b>6'58.167</b>	53 <b>Deniz ÖNCÜ</b>	TUR	KTM	<b>1'49.746</b>	150.6	3
<b>8'20.157</b>	96 <b>Daniel HOLGADO</b>	SPA	KTM	<b>1'49.609</b>	150.8	4
<b>10'09.384</b>	96 <b>Daniel HOLGADO</b>	SPA	KTM	<b>1'49.227</b>	151.3	5
<b>11'57.991</b>	96 <b>Daniel HOLGADO</b>	SPA	KTM	<b>1'48.607</b>	152.2	6
<b>28'01.741</b>	96 <b>Daniel HOLGADO</b>	SPA	KTM	<b>1'48.479</b>	152.3	12
<b>28'09.493</b>	10 <b>Diogo MOREIRA</b>	BRA	KTM	<b>1'48.043</b>	153.0	10
<b>33'35.484</b>	10 <b>Diogo MOREIRA</b>	BRA	KTM	<b>1'48.006</b>	153.0	13

These data/results cannot be reproduced, stored and/or transmitted in whole or in part by any manner of electronic, mechanical, photocopying, recording, broadcasting or otherwise now known or herein after developed without the previous express consent by the copyright owner, except for reproduction in daily press and regular printed publications on sale to the public within 60 days of the event related to those data/results and always provided that copyright symbol appears together as follows below.

© DORNA, 2023

Official MotoGP Timing by TISSOT  
www.motogp.com

Portimao, Friday, March 24, 2023

